


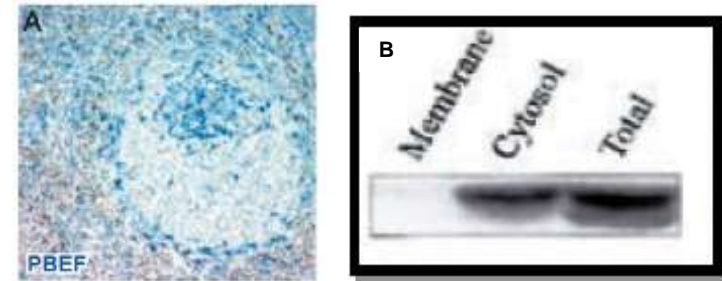
## Anti-NAMPT Antibody

<b>CATALOG NO:</b>	A1301-50
<b>AMOUNT:</b>	50 µg
<b>HOST/ISOTYPE:</b>	Mouse IgG1
<b>CLONALITY:</b>	Monoclonal
<b>CLONE:</b>	14A5
<b>SPECIES REACTIVITY:</b>	Human and Mouse
<b>SPECIFICITY:</b>	Antibody specific for the detection in cells or biological fluids of Recombinant Nicotinamide phosphoribosyl transferase (Nampt) or pre-B cell colony-enhancing factor (PBEF)
<b>PURIFICATION:</b>	The antibody was purified by affinity chromatography on Protein G
<b>FORM:</b>	Liquid
<b>FORMULATION:</b>	Phosphate Buffered Saline pH 7.4
<b>STORAGE CONDITIONS:</b>	Shipped at 4°C. For long term storage store at -20°C in small aliquots to prevent freeze-thaw cycles
<b>DESCRIPTION:</b>	The Pre-B-cell colony-Enhancing Factor (PBEF) or Nampt is a protein that catalyzes the condensation of nicotinamide with 5-phosphoribosyl-1-pyrophosphate to yield nicotinamide mononucleotide, one step in the biosynthesis of nicotinamide adenine dinucleotide. This protein is thought to be involved in many important biological processes (metabolism, stress response and aging).
<b>APPLICATION:</b>	WB; 1:2,000 – 1:10,000 IHC; 1:100 – 1:400 ELISA; 1:5,000 – 1:20,000

**Note:** This information is only intended as a guide. The optimal dilutions must be determined by the user.

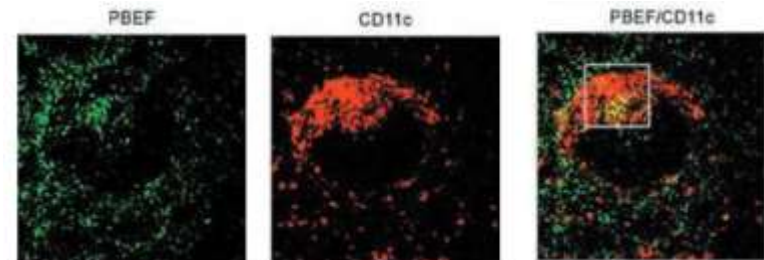


Cell extract from DC cell line was separated by SDS-PAGE and blotted with 14A5 mAb (0.1µg/ml); secondary Ab: antirat- HPRT



**A:** Immunostaining of mouse spleen section (14A5: 10 µg/ml) – secondary Ab: biotinylated anti-rat

**B:** Nampt is expressed in the cytoplasm. Equal amounts of cytosolic and membrane proteins from anti-CD3 stimulated spleen cells were separated by SDS-PAGE and blotted with 14A5 mAb (0.1µg/ml); secondary Ab: anti-rat- HPRT:



Nampt is expressed in distinct spleen cell populations (CD11c positive and negative) Immunohistochemistry of mouse spleen section (14A5: 10µg /ml) - secondary Ab: anti-rat-alexa 488; anti-CD11c-alexa 568

### RELATED PRODUCTS:

- Anti-5-Methylcytosine Antibody (Cat. No. A1294-50)
- Anti-5-Hydroxymethylcytosine Antibody (Cat. No. A1295-50)
- Anti-S1P1 Antibody (Cat. No. A1296-50)
- Anti-GRA1 Antibody (Cat. No. A1297-50)
- Anti-GRA5 Antibody (Cat. No. A1299-50)

**FOR RESEARCH USE ONLY! Not to be used on humans.**