

Human CellExp™ EGF, Human Recombinant

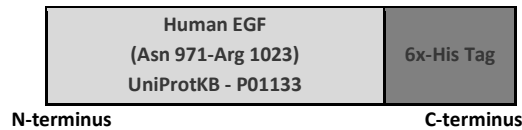
CATALOG NO: 7228-10 10 µg
7228-50 50 µg

ALTERNATE NAMES: Epidermal Growth Factor, URG, HOMG4, Urogastrone

SOURCE: HEK 293 cells (Asn 971-Arg 1023)

PURITY: >95% by SDS-PAGE

MOL. WEIGHT: The protein is fused with 6xHis tag at the C-terminus. The protein has a calculated MW of 7 kDa.



FORM: Lyophilized

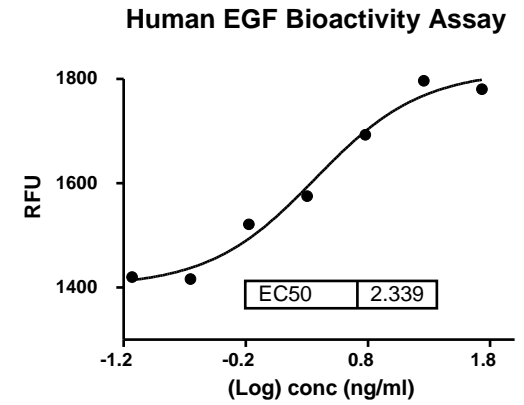
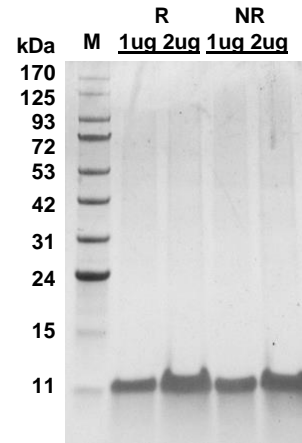
FORMULATION: Lyophilized from 0.22 µm filtered PBS (pH 7.4) with 5% trehalose.

STORAGE CONDITIONS: Store at -20°C. After reconstitution, aliquot and store at -20°C and use within 3 months. Avoid repeated freeze-thaw cycles.

RECONSTITUTION: Centrifuge the vial prior to opening. Reconstitute in sterile PBS, pH 7.4 up to 0.2 µg/µl. Do not vortex.

DESCRIPTION: Human epidermal growth factor (EGF) is a growth factor that plays important roles in proliferation, survival, and differentiation by binding to its receptor EGFR. EGF stimulates the growth of various epidermal and epithelial tissues in vivo and in vitro and of some fibroblasts in cell culture. EGF can be found in human platelets, macrophages, urine, saliva, milk, and plasma. EGF is the founding member of the EGF-family of proteins. Members of this protein family have highly similar structural and functional characteristics. Both cancer and virus can exploit the EGF signaling cascade in a multitude of ways. Understanding of EGF signaling improves the research of oncogenesis and provides novel targets for therapeutic intervention.

BIOLOGICAL ACTIVITY: Measured in a cell proliferation assay using Balb/3T3 mouse embryonic fibroblasts. The ED₅₀ for this effect is typically in a single digit ng/mL. Briefly, cells were treated with EGF (Catalog # 7228) and tested with BioVision's VisionBlue™ Quick Cell Viability Fluorometric Assay Kit (Catalog # K303).



SDS-PAGE (4-20%) of Recombinant EGF: Recombinant protein (1 µg and 2 µg) is loaded under reducing/non-reducing (R/NR) condition and stained with Coomassie Blue.

BIOLOGICAL ACTIVITY: Measured in a cell proliferation assay using Balb/3T3 mouse embryonic fibroblasts. The ED₅₀ for this effect is typically in a single digit ng/mL.

RELATED PRODUCTS:

- VisionBlue™ Quick Cell Viability Fluorometric Assay Kit (Cat. No. K303)
- MTS Cell Proliferation Colorimetric Assay Kit (Cat. No. K300)
- EGF Receptor, human recombinant (Cat. No. 7135)
- EGF, human recombinant (Cat. No. 4022)
- EGF, murine recombinant (Cat. No. 4023)
- EGF, rat recombinant (Cat. No. 4024)
- EGF Receptor, human recombinant (Cat. No. 7135)
- EGF Antibody (Cat. No. 5022)
- EGF Antibody (Cat. No. 5023R)
- EGF Antibody (Cat. No. 5023)

FOR RESEARCH USE ONLY! Not to be used on humans.